
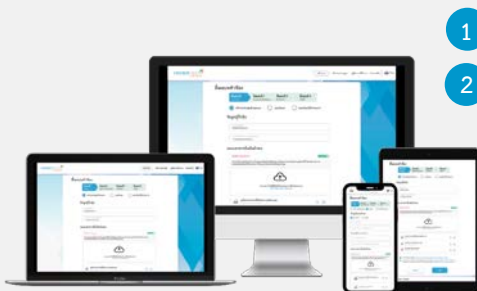


Guidelines for Attending the Electronic Meeting by Inventech Connect

Shareholders and proxies wishing to attend the meeting can proceed according to the following procedures for submitting the request form to attend the meeting via electronic means.

Steps for Requesting Username & Password via e-Request System

1. The Shareholders must submit a request to attend the meeting by Electronic Means via Web Browser at <https://inv.inventech.co.th/EGCO683263R/#/homepage> or scan QR Code  and follow the steps as shown in the picture



- 1 Click link URL or scan QR Code in the AGM notice
- 2 Choose the type of request before proceeding with 4 steps below
 - Step 1 Fill in the information shown on the registration
 - Step 2 Fill in the information for verification
 - Step 3 Verify via OTP
 - Step 4 Successful transaction, the system will display information again for review of information
- 3 Please wait for an email informing detail of meeting and password

**** Merge user accounts, please using the same email and phone number ****

2. For Shareholders who would like to attend the Meeting through the Electronic Means either by yourself or by the proxy who is not the provided independent directors, please note that the electronic registration will be available from 1 April 2025 at 8:30 a.m. and shall be closed at the end of the meeting on 11 April 2025.

3. The electronic conference system will be available on 11 April 2025 at 12:00 p.m. (2 hours before the meeting convene). Shareholders or proxy holders shall use the provided Username and Password and follow the instruction manual to access the system.

Appointment of the Company's Directors as a Proxy

For Shareholders who wish to appoint one of the Company's Independent Directors as a proxy, please submit the proxy form together with the required documents to the Company by mail to the following address or the email: cs@egco.com. The proxy form and required documents shall arrive at the Company by 10 April 2025 at 5.00 p.m.

Corporate Secretary Division

Electricity Generating Public Company Limited

EGCO Tower, 13th Floor, 222, Vibhavadi Rangsit Rd., Tungsonghong, Laksi, Bangkok 10210

If you have any problems with the software, please contact Inventech Call Center



02-931-9130



@inventechconnect



Report a problem

@inventechconnect



The system available period:

- 1) during 1 – 4 and 8 - 10 April 2025 from 08.30 a.m. – 05.30 p.m.
- 2) On 11 April 2025 from 8.30 - the end of meeting.

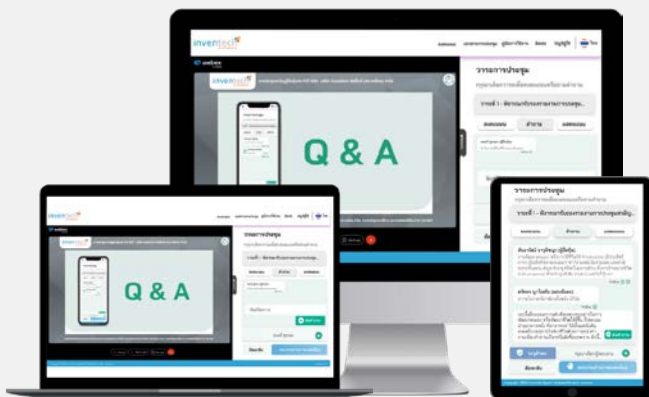
Steps for Meeting Attendance Registration (e-Register) and Voting Process (e-Voting)

- 1 Get email and password that you received from your email or request OTP
- 2 Click on “Register” button, the system has already registered and counted as a quorum.
- 3 Click on “Join Attendance”, Then click on “Accept” button
- 4 Select which agenda that you want to vote
- 5 Click on “Vote” button
- 6 Click the voting button as you choose
- 7 The system will display status your latest vote



To cancel the last vote, please press the button “Cancel latest vote (This means that your most recent vote will be equal to not voting, or your vote will be determined by the agenda result) Shareholders can conduct a review of the votes on an agenda basis. When the voting results for that agenda are closed.

Steps for Asking Questions via InvenTech Connect



- Select the agenda
 - Click on “Question” button
- 1 Ask the question via text
 - Type the question then click “Send”
 - 2 Ask the question via video
 - Click on “Conference”
 - Click on “OK” to reserve your queue
 - Wait for your queue, then turn on the microphone and camera

How to use InvenTech Connect

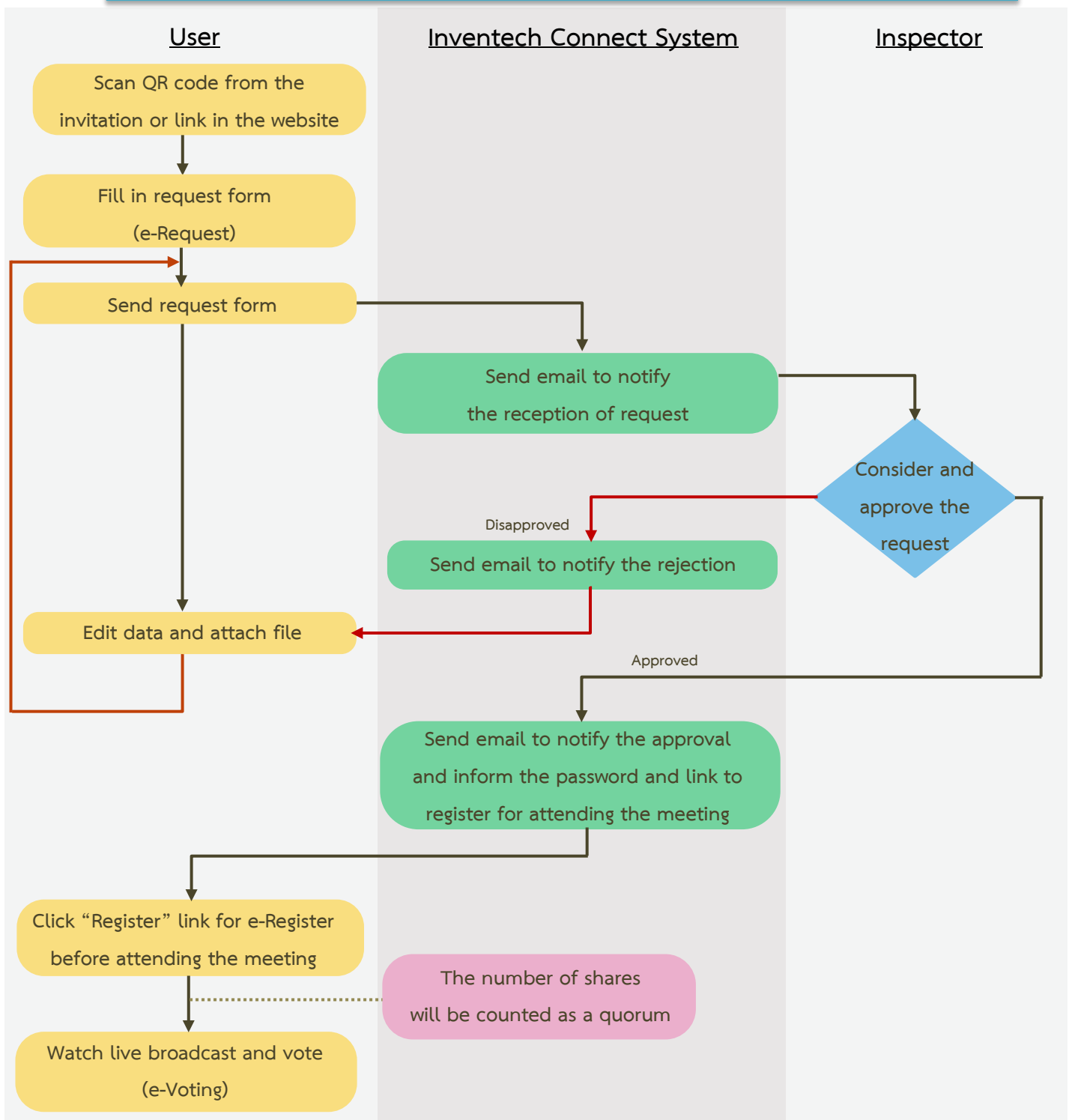


User Manual and Video of using InvenTech Connect

* Note Operation of the electronic conferencing system and InvenTech Connect systems. Check internet of shareholder or proxy include equipment and/or program that can use for best performance. Please use equipment and/or program as the follows to use systems.

1. Internet speed requirements
 - High-Definition Video: Must be have internet speed at 2.5 Mbps (Speed internet that recommend).
 - High Quality Video: Must be have internet speed at 1.0 Mbps.
 - Standard Quality Video: Must be have internet speed at 0.5 Mbps.
2. Equipment requirements.
 - Smartphone/Tablet that use IOS or android OS.
 - PC/Laptop that use Windows or Mac OS.
3. Requirement Browser Chrome (Recommend) / Safari / Microsoft Edge ** The system does not supported internet explorer.

Guidelines for attending of Electronic Meeting



Condition of use

In case of merging / change of account

In case multiple requests were submitted by the same email and phone number, the systems will merge the account. In case the user has more than 1 account, please click on "Change account" and the previous account will still count as the base in the meeting.

In case of exiting the meeting

Attendees can click on "Register for exit the quorum". Then, your vote will be excluded from the base of the remaining agendas of the meeting.